DocuSign Envelope ID: 49D04879-E85A-4BDA-BB65-F0A6090BFCE2

8/17/99

REVISIONS

DETAIL SLV1
SPECIAL LATERAL 'V' DITCH
(Not to Scale)

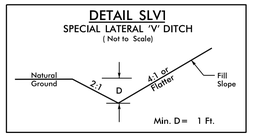

FROM –L– STA. 10+25 TO STA. 11+05 LT
FROM –L– STA. 11+05 TO STA. 11+75 LT
FROM –Y– STA. 14+50 TO STA. 15+00 LT

–L–	–Y–		–Y1–
PI Sta 12+47.79	PI Sta 11+55.82	PI Sta 15+81.62	PI Sta 10+28.12
Δ = 8° 04' 48.7" (RT)	Δ = 21° 54' 29.4" (RT)	Δ = 10° 19' 57.9" (LT)	Δ = 32° 45' 05.4" (RT)
D = 3° 16' 26.6"	D = 10° 51' 05.3"	D = 6° 21' 58.3"	D = 81° 51' 04.0"
L = 246.80'	L = 201.89'	L = 162.31'	L = 40.01'
T = 123.60'	T = 102.19'	T = 81.37'	T = 20.57'
R = 1,750.00'	R = 528.00'	R = 900.00'	R = 70.00'
SE = 0.03	SE = 0.05 (EX.)	SE = 0.05 (EX.)	
RO = 60'	RO = 100'	RO = 100'	

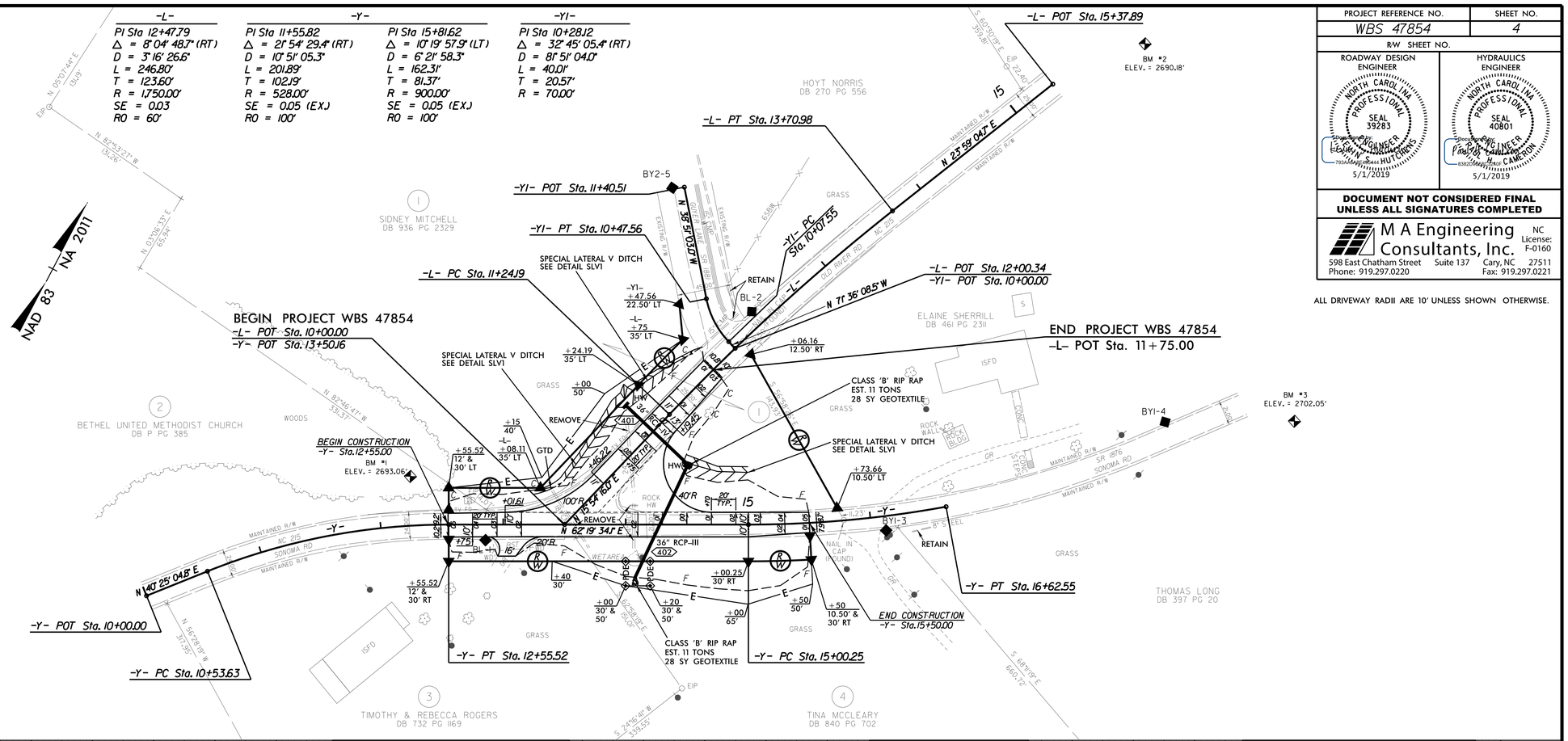

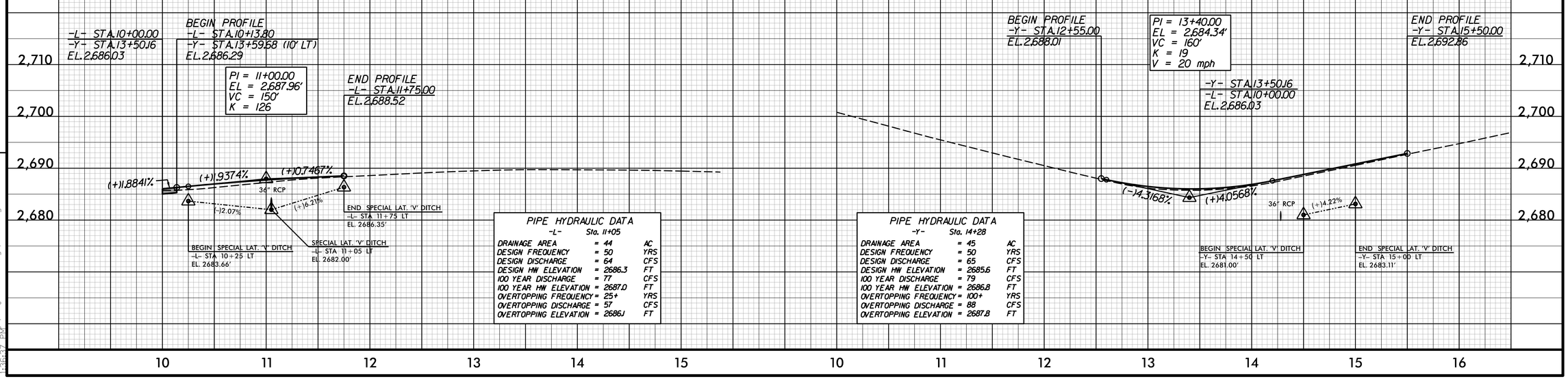

PIPE HYDRAULIC DATA
–L– Sta. 11+05

DRAINAGE AREA	= 44	AC
DESIGN FREQUENCY	= 50	YRS
DESIGN DISCHARGE	= 64	CFS
DESIGN HW ELEVATION	= 2686.3	FT
100 YEAR DISCHARGE	= 77	CFS
100 YEAR HW ELEVATION	= 2687.0	FT
OVERTOPPING FREQUENCY	= 25+	YRS
OVERTOPPING DISCHARGE	= 57	CFS
OVERTOPPING ELEVATION	= 2686.1	FT

PIPE HYDRAULIC DATA
–Y– Sta. 14+28

DRAINAGE AREA	= 45	AC
DESIGN FREQUENCY	= 50	YRS
DESIGN DISCHARGE	= 65	CFS
DESIGN HW ELEVATION	= 2685.6	FT
100 YEAR DISCHARGE	= 79	CFS
100 YEAR HW ELEVATION	= 2686.8	FT
OVERTOPPING FREQUENCY	= 100+	YRS
OVERTOPPING DISCHARGE	= 88	CFS
OVERTOPPING ELEVATION	= 2687.8	FT

PROJECT REFERENCE NO.	SHEET NO.
WBS 47854	4
R/W SHEET NO.	

ROADWAY DESIGN ENGINEER
NORTH CAROLINA PROFESSIONAL SEAL 39283 ENGINEER
DOCUSIGNED BY: Kimberly W. Hutchens
793A6A8F0C4A4... 5/1/2019

HYDRAULICS ENGINEER
NORTH CAROLINA PROFESSIONAL SEAL 40801 ENGINEER
DOCUSIGNED BY: Paul D. Cameron
8382C8A8F0C7AF... 5/1/2019

DOCUMENT NOT CONSIDERED FINAL UNLESS ALL SIGNATURES COMPLETED

M A Engineering Consultants, Inc.
NC License: F-0160
598 East Chatham Street Suite 137 Cary, NC 27511
Phone: 919.297.0220 Fax: 919.297.0221

ALL DRIVEWAY RADII ARE 10' UNLESS SHOWN OTHERWISE.

4/26/2019
11:36:37 AM
C:\pwworking\proj\NC215_Rdy_psh04.dgn